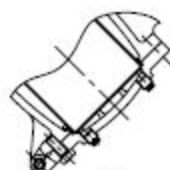
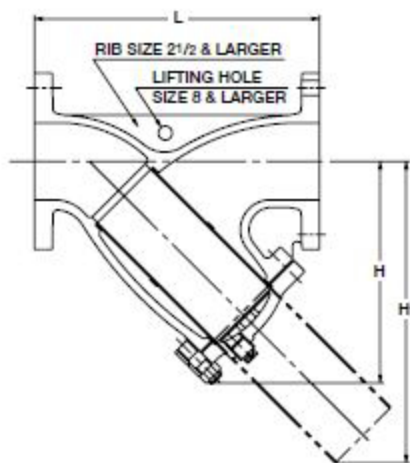


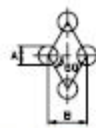
200 psi. Non-shock water 120°C
150 psi. Water, oil, air 120°C

Fig. 125FCY

- Bronze trim



SIZE 8 & LARGER



HOLE SIZE OF SCREEN

Materials

Parts	Material	ASTM Spec.
Body	Cast Iron	A126 CL.B
Cover	Cast Iron	A126 CL.B
Screen	Stainless Steel	A167 Type304
Gasket	Asbestos-free	
Cover bolt/nut	Carbon Steel	A307 Gr.B
Plug	1 1/2 to 6	Stainless Steel A276 Type304

Screen dimensions

Valve Size	A	P
2 only	1.4ø	2.4mm
2 1/2 to 5	1.5ø	2.5mm
6 & 8	3.0ø	5.0mm
10 & 12	5.0ø	7.0mm

Design Specifications

Items	
Shell wall thickness and general valve design	KITZ Standard
Face-to-face dimensions End-to-end dimensions	KITZ Standard
End flange dimensions Gasket contact facing	ASME B16.1 Class125

Dimensions

Valve Size	inch	2	2 1/2	3	4	5	6	8	10	12	14	mm
	mm	50	65	80	100	125	150	200	250	300	350	
L Face-to-face		250	285	315	370	420	490	570	680	800	950	
H Height		168	212	242	284	325	370	440	515	600	740	
H1		208	289	335	388	446	497	589	694	818	993	